

Shenzhen MTC Co., Ltd.

2020



002429

2020 10

)

(

□ √

	24,641,072,846.43		21,985,744,164.24	12.08%
	10,788,491,804.42		9,751,949,960.81	10.63%
	6,556,187,603.10	103.68%	14,020,239,414.85	55.23%
	496,989,254.60	71.27%	1,111,883,312.83	66.02%
	474,390,607.05	60.77%	1,041,305,592.25	90.12%
	-348,361,232.75	-75.25%	-1,733,600,090.89	155.29%
/	0.1098	69.97%	0.2456	65.28%
/				

1 — 1 —



√ □

	194,042,472.26	3%	2000 25	2000 577	
	1,104,941.94	2	1	/ TT /	/ TT /
			“	/ TT /	+ ”
			2		2011
					3

1

10

		108,066			0
10					
		54.50%	2,467,187,727	0	417,760,000
		7.06%	319,445,000	0	
		1.03%	46,711,537	0	
		0.91%	41,054,245	0	



2

10

□ √

√	□			
1.		211,811.81	52.39%	
2.		128,839.76	725.78%	
3.		8,140.63	50.42%	
4.		4,357.38	31.42%	
5.		72,420.62	33.95%	
6.		74,796.98	36.56%	
7.		13,421.05	36.76%	
8.		5,922.65	60.72%	LED
9.		4,853.52	136.35%	
10.		30,904.87	200.74%	
11.		7,278.51	31.04%	
12.		29,375.86	1391.26%	
13.		498,812.71	55.23%	
14.		414,892.51	52.80%	
15.		1,766.05	50.79%	
16.		10,948.80	66.77%	
17.		25,070.02	204.49%	
18.		6,683.04	35.08%	

19.	2,906.26	71.07%	
20.	991.33	100%	
21.	1,518.41	201.24%	
22.	8,885.25	92.97%	
23.	3,079.79	38.83%	
24.		105,452.97	155.29%
25.		330,456.18	236.40%
26.		235,037.02	184.77%,

√ □				
2020 3 9	9.8937%			
	15	6		
221,500,000		4.8930%	2020 10 2	
	128,437,737		2.8372%	2020 10
9			2020 10 10	15
			93,060,000	
2.0557%				
2020 4 17				

2020 4 18

<http://www.cninfo.com.cn/>

2020 6 29

“ ”

	LED	2000	LED
	LED		LED
LED			
2020 9 1			
	8,175,885		3
6		15	6

2

□ √

√ □

2020 1-9

7,974.77

11.41

2020 09 30

11.43

2020

□ √

□ √

√ □


		77,000	0	0
		77,000	0	0

□ √

□ √

□ √

□ √



2020 07 24						http://www.cninfo.com.cn/
2020 08 26				:	,	http://www.cninfo.com.cn/
2020 08 26				41		LED http://www.cninfo.com.cn/